



stngco.com

CORPORATE OFFICE

2691 Saturn Street, Brea, CA 92821
Tel: (714) 524-0663, Fax: (714) 364-8113



ST&G CORPORATION

Rm. 911 43, Yangsan-ro
Yeongdeungpo-gu, Seoul, Korea



MDSS GmbH

Schiffgraben 41, 30175 Hannover, Germany



REF: 1211T

Tube Clamp Assembly, Ti

Weight: 306 grams
Weight Limit: 136kg / 300lbs
Torque recommendation:
Alignment adjustment set screw:15Nm



1211T

1211T IFU REV. D (07-11-23)



stngco.com

CORPORATE OFFICE

2691 Saturn Street, Brea, CA 92821
Tel: (714) 524-0663, Fax: (714) 364-8113



ST&G CORPORATION

Rm. 911 43, Yangsan-ro
Yeongdeungpo-gu, Seoul, Korea



MDSS GmbH

Schiffgraben 41, 30175 Hannover, Germany



REF: 1211T

Tube Clamp Assembly, Ti

Weight: 306 grams
Weight Limit: 136kg / 300lbs
Torque recommendation:
Alignment adjustment set screw:15Nm



1211T

1211T IFU REV. D (07-11-23)



stngco.com

CORPORATE OFFICE

2691 Saturn Street, Brea, CA 92821
Tel: (714) 524-0663, Fax: (714) 364-8113



ST&G CORPORATION

Rm. 911 43, Yangsan-ro
Yeongdeungpo-gu, Seoul, Korea



MDSS GmbH

Schiffgraben 41, 30175 Hannover, Germany



REF: 1211T

Tube Clamp Assembly, Ti

Weight: 306 grams
Weight Limit: 136kg / 300lbs
Torque recommendation:
Alignment adjustment set screw:15Nm



1211T

1211T IFU REV. D (07-11-23)



stngco.com


CORPORATE OFFICE

2691 Saturn Street, Brea, CA 92821
Tel: (714) 524-0663, Fax: (714) 364-8113



ST&G CORPORATION

Rm. 911 43, Yangsan-ro
Yeongdeungpo-gu, Seoul, Korea



MDSS GmbH

Schiffgraben 41, 30175 Hannover, Germany



REF: 1211T

Tube Clamp Assembly, Ti

Weight: 306 grams
Weight Limit: 136kg / 300lbs
Torque recommendation:
Alignment adjustment set screw:15Nm



1211T

1211T IFU REV. D (07-11-23)

1. Application
The 1211T, Tube Clamp Assembly, Ti is to be exclusively used for the prosthetic fitting of lower extremity amputations.

2. Description
The Tube Clamp Assembly, Ti is used to connect any pyramidal system component and 30 mm tube clamp. The tube must be shortened as necessary to fit with patient's measurement. The cut surface must be perpendicular to the axis of the tube. All burrs from inner and outer surface of the tube must be removed properly. The tube must be fully inserted and completely in contact with the base of the rim inside the tube clamp. The four set screws are used for anchoring the mating pyramidal system as well as for recommended torque to pylon clamp screws and alignment adjustment screws for connection. Apply locate to all screws once the alignment and connection is finalized.

3. Warranty
Warranty applies only when the product is used as intended without modification, following all manufacturer's recommendations. ST&G offers 2 years warranty.

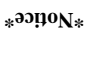


Tighten all the screws, which are side by side, using the torque wrench

3

1. Application
The 1211T, Tube Clamp Assembly, Ti is to be exclusively used for the prosthetic fitting of lower extremity amputations.

2. Description
The Tube Clamp Assembly, Ti is used to connect any pyramidal system component and 30 mm tube clamp. The tube must be shortened as necessary to fit with patient's measurement. The cut surface must be perpendicular to the axis of the tube. All burrs from inner and outer surface of the tube must be removed properly. The tube must be fully inserted and completely in contact with the base of the rim inside the tube clamp. The four set screws are used for anchoring the mating pyramidal system as well as for recommended torque to pylon clamp screws and alignment adjustment screws for connection. Apply locate to all screws once the alignment and connection is finalized.



Tighten all the screws, which are side by side, using the torque wrench

3

3. Warranty
Warranty applies only when the product is used as intended without modification, following all manufacturer's recommendations. ST&G offers 2 years warranty.

4. Declaration of Conformity
ST&G as manufacturer declares that the 1211T, Tube Clamp Assembly, Ti conforms to the requirements of Council EU 2017/745 (MDR). ST&G products are manufactured and tested for a particular weight and activity impact level. Use by another user for whom it was not originally manufactured may cause injury and voids any written or implied warranty, or liability. The liability shall fall upon those that resale/provide the product to anyone other than the original user delivered to. Not to be resold by private party.

1. Application

The 1211T, Tube Clamp Assembly, Ti is to be exclusively used for the prosthetic fitting of lower extremity amputations.

2. Description

The Tube Clamp Assembly, Ti is used to connect any pyramidal system component and 30 mm tube clamp. The tube must be shortened as necessary to fit with patient's measurement. The cut surface must be perpendicular to the axis of the tube. All burrs from inner and outer surface of the tube must be removed properly. The tube must be fully inserted and completely in contact with the base of the rim inside the tube clamp. The four set screws are used for anchoring the mating pyramidal system as well as for recommended torque to pylon clamp screws and alignment adjustment screws for connection. Apply locate to all screws once the alignment and connection is finalized.

3. Warranty
Warranty applies only when the product is used as intended without modification, following all manufacturer's recommendations. ST&G offers 2 years warranty.

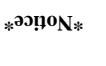


Tighten all the screws, which are side by side, using the torque wrench

3

1. Application
The 1211T, Tube Clamp Assembly, Ti is to be exclusively used for the prosthetic fitting of lower extremity amputations.

2. Description
The Tube Clamp Assembly, Ti is used to connect any pyramidal system component and 30 mm tube clamp. The tube must be shortened as necessary to fit with patient's measurement. The cut surface must be perpendicular to the axis of the tube. All burrs from inner and outer surface of the tube must be removed properly. The tube must be fully inserted and completely in contact with the base of the rim inside the tube clamp. The four set screws are used for anchoring the mating pyramidal system as well as for recommended torque to pylon clamp screws and alignment adjustment screws for connection. Apply locate to all screws once the alignment and connection is finalized.



Tighten all the screws, which are side by side, using the torque wrench

3

4. Declaration of Conformity
ST&G as manufacturer declares that the 1211T, Tube Clamp Assembly, Ti conforms to the requirements of Council EU 2017/745 (MDR). ST&G products are manufactured and tested for a particular weight and activity impact level. Use by another user for whom it was not originally manufactured may cause injury and voids any written or implied warranty, or liability. The liability shall fall upon those that resale/provide the product to anyone other than the original user delivered to. Not to be resold by private party.