



stngco.com

**CORPORATE OFFICE**

2691 Saturn Street, Brea, CA 92821  
Tel: (714) 524-0663, Fax: (714) 364-8113



**ST&G CORPORATION**

Rm. 911 43, Yangsan-ro  
Yeongdeungpo-gu, Seoul, Korea



EC REP

**MDSS GmbH**

Schiffgraben 41, 30175 Hannover, Germany



**REF: 1211A**

**Tube Clamp Assembly, Al**

Weight: 307 grams  
Weight Limit: 114kg / 250lbs  
Torque recommendation  
Alignment adjustment set screw – 10 Nm



**1211A**

**1211A IFU REV. D (07-11-23)**



stngco.com

**CORPORATE OFFICE**

2691 Saturn Street, Brea, CA 92821  
Tel: (714) 524-0663, Fax: (714) 364-8113



**ST&G CORPORATION**

Rm. 911 43, Yangsan-ro  
Yeongdeungpo-gu, Seoul, Korea



EC REP

**MDSS GmbH**

Schiffgraben 41, 30175 Hannover, Germany



**REF: 1211A**

**Tube Clamp Assembly, Al**

Weight: 307 grams  
Weight Limit: 114kg / 250lbs  
Torque recommendation  
Alignment adjustment set screw – 10 Nm



**1211A**

**1211A IFU REV. D (07-11-23)**



stngco.com

**CORPORATE OFFICE**

2691 Saturn Street, Brea, CA 92821  
Tel: (714) 524-0663, Fax: (714) 364-8113



**ST&G CORPORATION**

Rm. 911 43, Yangsan-ro  
Yeongdeungpo-gu, Seoul, Korea



EC REP

**MDSS GmbH**

Schiffgraben 41, 30175 Hannover, Germany



**REF: 1211A**

**Tube Clamp Assembly, Al**

Weight: 307 grams  
Weight Limit: 114kg / 250lbs  
Torque recommendation  
Alignment adjustment set screw – 10 Nm



**1211A**

**1211A IFU REV. D (07-11-23)**



stngco.com

**CORPORATE OFFICE**

2691 Saturn Street, Brea, CA 92821  
Tel: (714) 524-0663, Fax: (714) 364-8113



**ST&G CORPORATION**

Rm. 911 43, Yangsan-ro  
Yeongdeungpo-gu, Seoul, Korea



EC REP

**MDSS GmbH**

Schiffgraben 41, 30175 Hannover, Germany



**REF: 1211A**

**Tube Clamp Assembly, Al**

Weight: 307 grams  
Weight Limit: 114kg / 250lbs  
Torque recommendation  
Alignment adjustment set screw – 10 Nm



**1211A**

**1211A IFU REV. D (07-11-23)**

**1. Application**  
The 1211A, Tube Clamp Assembly, AI is to be exclusively used for the prosthetic fitting of lower extremity amputations.


**2. Description**  
The Tube Clamp Assembly, AI is used to connect any pyramid system component and 30 mm tube clamp. The tube must be shortened as necessary to fit with patient's measurement. The cut surface must be perpendicular to the axis of the tube. All burrs from inner and outer surface of the tube must be removed properly. The tube must be fully inserted and completely in contact with the base of the rim inside the tube clamp. The four set screws are used for anchoring the mating pyramid system as well as for making angular adjustment for alignment. Apply recommended torque to pylon clamp screws and alignment adjustment screws for connection. Apply Locate to all screws once the alignment and connection is finalized.

**3. Warranty**  
Warranty applies only when the product is used as intended without modification, following all manufacturer's recommendations. ST&G offers 2 years warranty.

**4. Declaration of Conformity**  
1211A, Tube Clamp Assembly, AI, conforms to the requirements of Council EU 2017/745 (MDR). ST&G products are manufactured and tested for a particular weight and activity impact level. Use by another user for whom it was not originally manufactured may cause injury and voids any written or implied warranty, or liability. The liability shall fall upon those that resale/provide the product to anyone other than the original user delivered to. Not to be resold by adjustment for alignment. Apply recommended torque to pylon clamp screws and alignment adjustment screws for connection. Apply Locate to all screws once the alignment and connection is finalized.

**using the torque wrench**

**Tighten all the screws, which are side by side,**



3

**1. Application**  
The 1211A, Tube Clamp Assembly, AI is to be exclusively used for the prosthetic fitting of lower extremity amputations.


**2. Description**  
The Tube Clamp Assembly, AI is used to connect any pyramid system component and 30 mm tube clamp. The tube must be shortened as necessary to fit with patient's measurement. The cut surface must be perpendicular to the axis of the tube. All burrs from inner and outer surface of the tube must be removed properly. The tube must be fully inserted and completely in contact with the base of the rim inside the tube clamp. The four set screws are used for anchoring the mating pyramid system as well as for making angular adjustment for alignment. Apply recommended torque to pylon clamp screws and alignment adjustment screws for connection. Apply Locate to all screws once the alignment and connection is finalized.

**3. Warranty**  
Warranty applies only when the product is used as intended without modification, following all manufacturer's recommendations. ST&G offers 2 years warranty.

**4. Declaration of Conformity**  
1211A, Tube Clamp Assembly, AI, conforms to the requirements of Council EU 2017/745 (MDR). ST&G products are manufactured and tested for a particular weight and activity impact level. Use by another user for whom it was not originally manufactured may cause injury and voids any written or implied warranty, or liability. The liability shall fall upon those that resale/provide the product to anyone other than the original user delivered to. Not to be resold by adjustment for alignment. Apply recommended torque to pylon clamp screws and alignment adjustment screws for connection. Apply Locate to all screws once the alignment and connection is finalized.

**using the torque wrench**

**Tighten all the screws, which are side by side,**



3

**1. Application**  
The 1211A, Tube Clamp Assembly, AI is to be exclusively used for the prosthetic fitting of lower extremity amputations.

**2. Description**  
The Tube Clamp Assembly, AI is used to connect any pyramid system component and 30 mm tube clamp. The tube must be shortened as necessary to fit with patient's measurement. The cut surface must be perpendicular to the axis of the tube. All burrs from inner and outer surface of the tube must be removed properly. The tube must be fully inserted and completely in contact with the base of the rim inside the tube clamp. The four set screws are used for anchoring the mating pyramid system as well as for making angular adjustment for alignment. Apply recommended torque to pylon clamp screws and alignment adjustment screws for connection. Apply Locate to all screws once the alignment and connection is finalized.


2

**3. Warranty**  
Warranty applies only when the product is used as intended without modification, following all manufacturer's recommendations. ST&G offers 2 years warranty.

**4. Declaration of Conformity**  
1211A, Tube Clamp Assembly, AI, conforms to the requirements of Council EU 2017/745 (MDR). ST&G products are manufactured and tested for a particular weight and activity impact level. Use by another user for whom it was not originally manufactured may cause injury and voids any written or implied warranty, or liability. The liability shall fall upon those that resale/provide the product to anyone other than the original user delivered to. Not to be resold by adjustment for alignment. Apply recommended torque to pylon clamp screws and alignment adjustment screws for connection. Apply Locate to all screws once the alignment and connection is finalized.

**using the torque wrench**

**Tighten all the screws, which are side by side,**



3

**1. Application**  
The 1211A, Tube Clamp Assembly, AI is used to connect any pyramid system component and 30 mm tube clamp. The tube must be shortened as necessary to fit with patient's measurement. The cut surface must be perpendicular to the axis of the tube. All burrs from inner and outer surface of the tube must be removed properly. The tube must be fully inserted and completely in contact with the base of the rim inside the tube clamp. The four set screws are used for anchoring the mating pyramid system as well as for making angular adjustment for alignment. Apply recommended torque to pylon clamp screws and alignment adjustment screws for connection. Apply Locate to all screws once the alignment and connection is finalized.


2

**3. Warranty**  
Warranty applies only when the product is used as intended without modification, following all manufacturer's recommendations. ST&G offers 2 years warranty.

**4. Declaration of Conformity**  
1211A, Tube Clamp Assembly, AI, conforms to the requirements of Council EU 2017/745 (MDR). ST&G products are manufactured and tested for a particular weight and activity impact level. Use by another user for whom it was not originally manufactured may cause injury and voids any written or implied warranty, or liability. The liability shall fall upon those that resale/provide the product to anyone other than the original user delivered to. Not to be resold by adjustment for alignment. Apply recommended torque to pylon clamp screws and alignment adjustment screws for connection. Apply Locate to all screws once the alignment and connection is finalized.

**using the torque wrench**

**Tighten all the screws, which are side by side,**



3